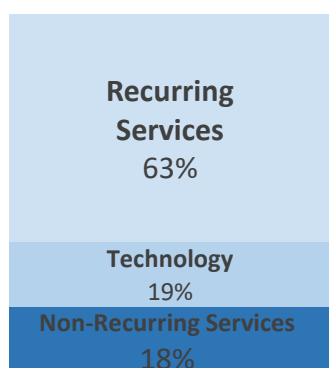


**Total Revenue**  
**\$517.3 M**  
 17.9% YoY Growth  
 11.5% YoY CC Growth

**Non-GAAP Operating Margin**  
**9.7%**  
 950 bps YoY Growth

**Adj. EBITDA Margin**  
**18.2%**  
 860 bps YoY Growth

**Backlog:**  
**\$3.3B**  
 down 2.2% sequentially

**Revenue by Type**
% Revenue

**Progress on Strategic Priorities**
Digital Workplace Solutions (“DWS”):

Advanced DWS proactive experience transformation

Cloud and Infrastructure Solutions (“C&I”):

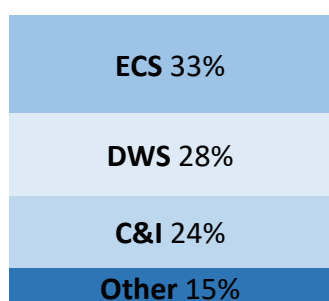
Grew C&amp;I revenue and expanded cloud capabilities

Enterprise Computing Solutions (“ECS”):

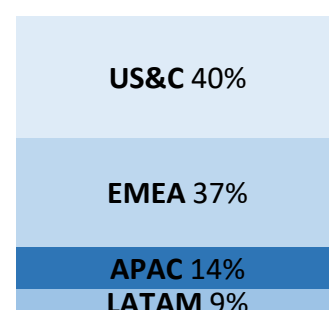
Growing ECS revenue through expanded services and strong renewals

**Adjusted Free Cash Flow:**  
**\$54.5 M**  
 +247% YoY

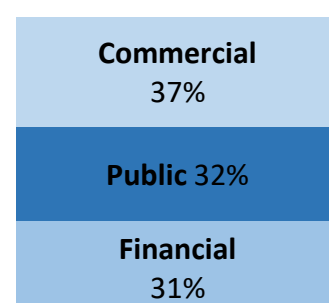
**Free Cash Flow positive**  
 at \$19M  
 +138% YoY

**Segment Revenue**
% Revenue


	<u>ECS</u>	<u>DWS</u>	<u>C&amp;I</u>	<u>Other</u>
Revenue	\$169.5M	\$146.5M	\$124.4M	\$76.9M
YoY Growth	+40.2%	+9.7%	+9.9%	+8.0%
YoY in cc	+32.9%	+4.4%	+5.9%	-1.6%

**Regional Revenue**
% Revenue


	<u>US&amp;C</u>	<u>EMEA</u>	<u>APAC</u>	<u>LATAM</u>
Revenue	\$209.5M	\$190.2M	\$72.2M	\$45.4M
YoY Growth	+15.8%	+32.5%	+10.2%	-7.0%
YoY in cc	+15.3%	+19.4%	-1.8%	-7.2%

**Sector Revenue**
% Revenue


	<u>Commercial</u>	<u>Public</u>	<u>Financial</u>
Revenue	\$190.6M	\$163.9M	\$161.5M
YoY Growth	+26.7%	-0.7%	+30.8%
YoY in cc	+21.9%	-6.3%	+22.0%