



Need Assistance?

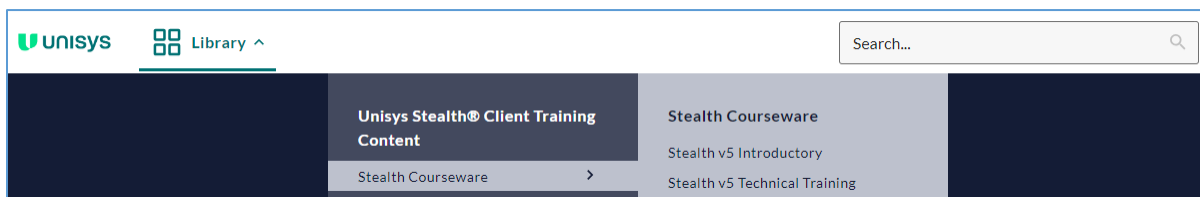
Questions about access, course registration or general topics: UnisysStealthTrainings@unisys.com

Stealth training lab access or lab inquiries: StealthTrainingSupport@unisys.com

STEALTH TRAINING SITE

ACCESSING YOUR COURSES

1. You may select any course visible on your home page to get started or at the top of the home page, click on the **Library** menu, then select **Stealth Courseware**.

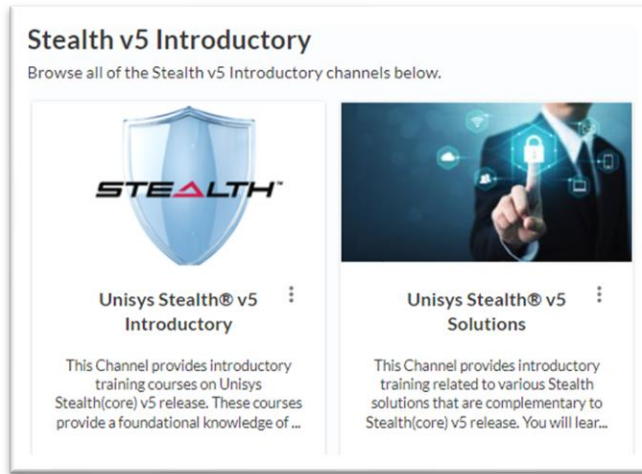


- a. If you registered for Stealth Introductory courses, select **Stealth v5 Introductory**.
- b. If you registered for any Stealth Technical course, select **Stealth v5 Technical Training**.

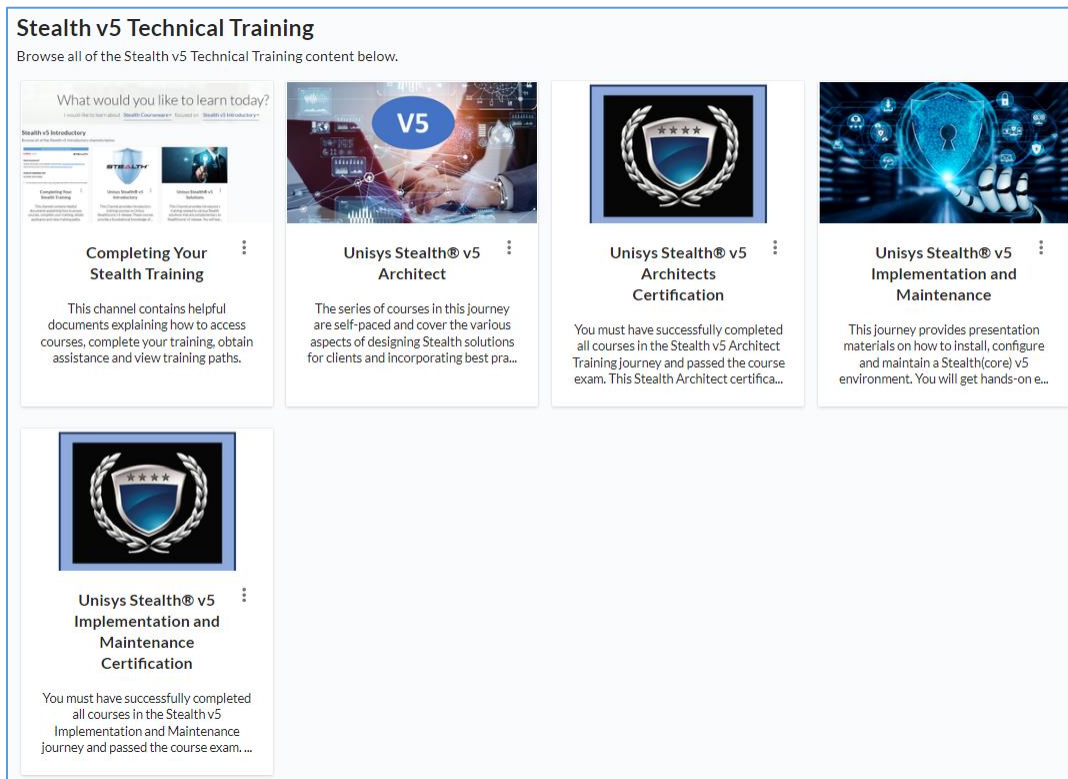
Note: If you did not register for any Stealth Technical course, you will only see the library option for the Stealth v5 Introductory courses.

COMPLETING A COURSE

1. If you select the **Stealth v5 Introductory** library option, you will see the following course categories:



If you select the **Stealth v5 Technical Training** library option, you may see any or all of the following courses and certifications (this is dependent on what technical training you are registered):



2. For **Stealth Introductory** courses, click on the appropriate course category icon.
3. To launch a course, click on the course title or *Watch* link.
4. To complete a course, you must either view the course in its entirety or pass its assessment.

CLIENT INSTRUCTIONS FOR STEALTH TRAINING

The screenshot shows a course card for 'Unisys Stealth® v5.0 - 101'. On the left, there is a 'Components of Stealth(core) Solution' list with five items: 1. Management Server, 2. Authorization Service, 3. Certificates, 4. Stealth Endpoints, and 5. Secure Virtual Gateway and Smart Wire. Below this list are some bullet points and a reference to other training courses. The main title of the course is 'Unisys Stealth® v5.0 - 101', with a sub-label 'COURSE | 2h | Unisys Stealth Client Training'. A description follows: 'This course provides an entry-level overview of Unisys Stealth v5.0. This course assumes you have no prior knowledge or training with previous Stealth releases. In this course, you will learn about the main features, installation, hardware/software requireme...'. There is a 'View More' link and a status indicator 'Not Started'. A 'Watch' button is located at the bottom right. Blue callout boxes highlight the 'Course Title (click to launch)', the 'Status (Not Started, Started or Completed)', and the 'Watch click to launch' button.

5. For *Stealth Technical* courses, click on the appropriate course or certification category icon.
6. For an applicable track, click on **Explore** link, then launch the available course content (see step 4).
7. Round status indicators will display your current progress for each track and overall journey completion.

The screenshot shows a course card for 'Unisys Stealth® v5 Implementation and Maintenance'. The title is large and prominent. Below it is a description: 'This journey provides presentation materials on how to install, configure and maintain a Stealth(core) v5 environment. You will get hands-on experience with installing and operating Stealth(core) v5 implementation. You must complete all sections, all lab exercises and pass the course ex...'. There is a 'View More' link with a dropdown arrow. A progress indicator shows '14% complete'. At the bottom left, it says '7 items | 17h'. There are also thumbs up and menu icons in the top right corner.

Tracks



Introduction

This section provides introductory information on how to complete this series of courses and labs.

[Explore](#) 1 item | 15m



Management Server Installation and Configuration

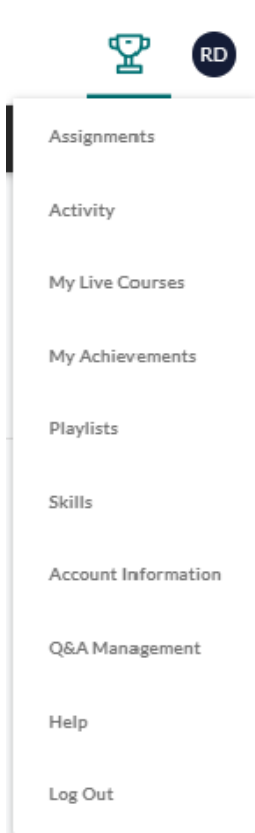
In this section you will learn how to install and prepare the Stealth Management Server.

[Explore](#) 1 item | 2h 30m



TRAINING HISTORY and LOGOUT

1. Click on your name (top-right) to access site menu.



2. The following options are available:

Assignments	Not used
Activity	Display training history and view/print course completion certificates
My Live Courses	Not used
My Achievements	Display number of completions and learning days
Playlists	Not used
Skills	Change skill interest
Account Information	View your user account information or change password
Q&A Management	Not used
Help	Do not use – please send email to: UnisysStealthTrainings@unisys.com
Log Out	Log out of site

3. You can return to the Home page at any time by clicking on the Unisys logo at top-left of page.

